


HIGH SCHOOL 101: HIGH SCHOOL AND BEYOND

From Henry M. Jackson High School Counselors



WELCOME TIMBERWOLVES!

Today we are going to:

- **Define “credit”**
- **Review graduation requirements**
- **Access your email**
- **Access your transcript/grades**
- **Meet your counseling/support staff at Jackson**



HOW MANY CREDITS DO I NEED TO GRADUATE?

- You have to earn 24 credits to earn your high school diploma.
 - 9th grade- 6.0 credits (pass ALL classes)
 - 10th grade- 6.0 credits (pass ALL classes)
 - 11th grade- 6.0 credits (pass ALL classes)
 - 12th grade- 6.0 credits (pass ALL classes)
 - TOTAL= 24 credits



EXAMPLE OF 9TH GRADE SCHEDULE

1st Semester

- Pre-AP English 1 (.5 credit)
- Algebraic Concepts (.5 credit)
- Biology(.5 credit)
- Health (.5 credit)
- Spanish 1 (.5 credit)
- Digital Photography (.5 credit)

2nd Semester

- Pre-AP English 1 (.5 credit)
- Algebraic Concepts (.5 credit)
- Biology (.5 credit)
- PE 1 (.5 credit)
- Spanish 1 (.5 credit)
- Intro to Graphic Design (.5 credit)

CREDITS

1.0
1.0
1.0
1.0
1.0
1.0

Total: 6
credits

**This semester, if you pass all your classes, you will earn 3.0 credits.
Next semester, if you pass all your classes, you will earn another 3.0 credits.
This will give you 6.0 credits by the end of the year!**



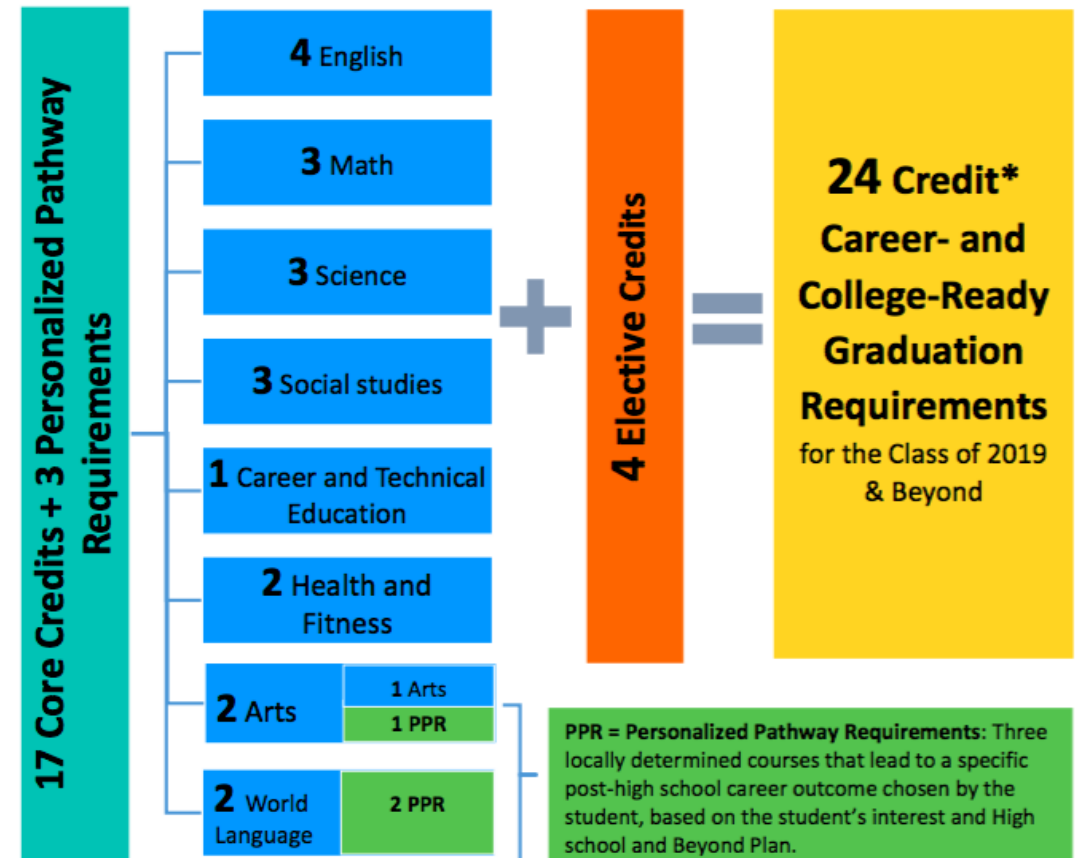
GRADUATION REQUIREMENTS

How Do the 24-Credit Graduation Requirements Add Up?

$$17 + 3 + 4 = 24$$

English	4.0 Credits
Social Studies	3.0 Credits
Math	3.0 Credits
Science	3.0 Credits
P.E.	1.5 Credits
Health	0.5 Credit
Career & Tech Ed	1.0 Credit
Fine Arts	2.0 Credits**
World Language	2.0 Credits**
Electives	<u>4.0 Credits</u>
Total	24.0 Credits

****Personalized Pathway Requirement**



PERSONALIZED PATHWAY REQUIREMENTS (PPR)


3 flexible credits based on your interests and career/education goals and your High School & Beyond Plan

can substitute for the following credits:

2 credits of Foreign Language

- and/or -

1 credit of Fine Art




You can discuss options with your school counselor.



ADDITIONAL GRADUATION REQUIREMENTS

▪ Graduation Pathways:

- **State Assessments (primary way to meet WA State Grad. Pathway)**
 - **Smarter Balanced ELA (in 10th grade)**
 - **Smarter Balanced Math (in 10th grade)**
 - **Washington Comprehensive Assessment of Science (in 11th grade)**
- *There are additional pathway options that can be discussed with your school counselor if needed.**



▪ Additional Requirements:

- **High School and Beyond Plan (completed in Naviance)**
- **Senior Quantitative Class Requirement (math or science)**
- **College and Career Readiness Seminar (completed senior year)**



WHAT IS THE HIGH SCHOOL AND BEYOND PLAN?

- A High School and Beyond Plan (HSBP) is an important step in transitioning to life after high school.
- The HSBP will help you set short- and long-term goals, and prepare for and be ready for your post-high school training and future career plans.
- You will be revising your High School and Beyond Plan as your interests and/or goals change over the next four years.
- You will complete three primary tasks this year as part of your High School and Beyond Plan in Naviance.
- The HSBP is a graduation requirement for all JHS students.



CREDIT OPPORTUNITIES IN HIGH SCHOOL

- **Advanced Placement**



- **College in the High School**



- **Naval Junior Reserve Officer Training Corps (NJROTC) at Everett High School**

- **Signature STEM programs (offering Automotive, Manufacturing, and Health Science options)**

- **Regional Apprenticeship Pathways (RAP) focused on Construction Trades**



- **Running Start**

"A Technical High School"

- **Sno-Isle Tech**



Opening Your School Email

STEP 1:

From the JHS Counseling webpage, click on Students tab



STEP 2:

Click on Office 365




Opening Your School Email

STEP 3:

Enter your studentID# @apps.everettsd.org

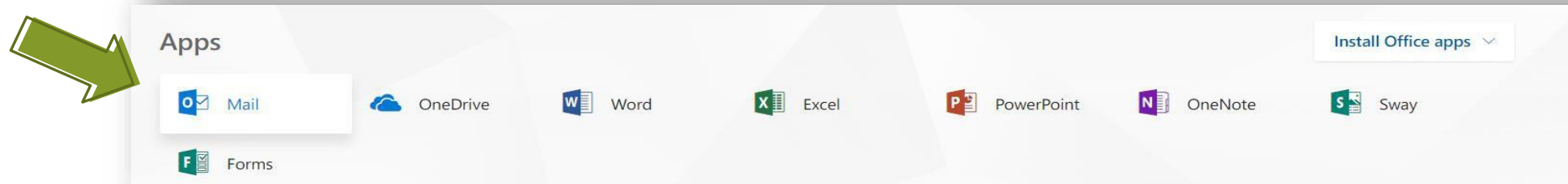
Example: 12345@apps.everettsd.org

A screenshot of the Microsoft sign-in page. At the top is the Microsoft logo. Below it is the text "Sign in". There is a text input field containing "StudentID#@apps.everettsd.org". Below the input field is a blue button labeled "Next". At the bottom, there is a link that says "Can't access your account?".

Microsoft
Sign in
StudentID#@apps.everettsd.org
Next
Can't access your account?

STEP 4:

Click on the “Mail” icon to view your current emails



and “New” to create a new email



GRADES AND MORE

STEP 1:

Click A+ Grades and More on any Everett Public Schools webpage

STEP 2:

Click EPS Gradebook to check grades, missing assignments, and your schedule.

*You can also access grades and your transcript by selecting Home Access Center.



Grades and More

Parent/Guardian Access


Step 1:
Set-up account


LMS Guardian Account

Step 2: Access parent tools
Use same login and password



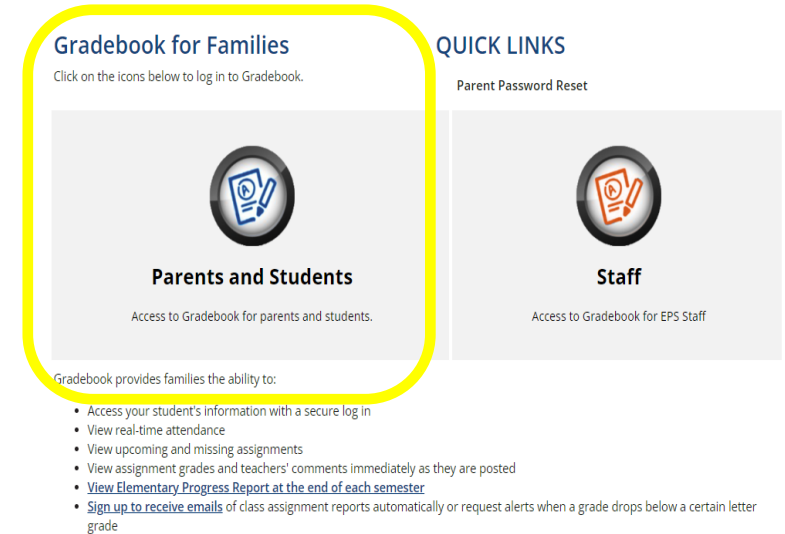
GRADES AND MORE

STEP 3:

Click icon above “Parents and Students” and then log in using your student ID# and district password.

STEP 4:

Select “Grades” to see current grades and review missing assignments.



Gradebook for Families
Click on the icons below to log in to Gradebook.

QUICK LINKS
Parent Password Reset

Parents and Students
Access to Gradebook for parents and students.

Staff
Access to Gradebook for EPS Staff

Gradebook provides families the ability to:

- Access your student's information with a secure log in
- View real-time attendance
- View upcoming and missing assignments
- View assignment grades and teachers' comments immediately as they are posted
- [View Elementary Progress Report at the end of each semester](#)
- [Sign up to receive emails](#) of class assignment reports automatically or request alerts when a grade drops below a certain letter grade



TRANSCRIPT

A **high school transcript** is an official record of a student's academic performance during their time in high school.

It includes:

- **Courses taken:** A list of all classes the student has completed, by year.
- **Grades:** The grades received for each course, by semester.
- **Credits earned:** The number of credits awarded for each successfully completed course, which contribute to meeting graduation requirements.
- **GPA (Grade Point Average):** A cumulative grade point average that reflects the student's overall academic performance.
- **Graduation requirements:** Whether additional graduation requirements have been met.

High school transcripts are important for college admissions, scholarships, and job applications, as they provide a snapshot of the student's academic achievements.

STUDENT INFORMATION		COURSE INFORMATION		GRADE INFORMATION	
NAME	STUDENT ID	COURSE NAME	SEMESTER	GRADE	CREDITS
JOHN DOE	123456789	ENGLISH 101	FALL 2023	A	3.0
JOHN DOE	123456789	MATH 101	FALL 2023	B	3.0
JOHN DOE	123456789	SCIENCE 101	FALL 2023	C	3.0
JOHN DOE	123456789	SOCIAL STUDIES 101	FALL 2023	D	3.0
JOHN DOE	123456789	ENGLISH 102	SPRING 2024	A	3.0
JOHN DOE	123456789	MATH 102	SPRING 2024	B	3.0
JOHN DOE	123456789	SCIENCE 102	SPRING 2024	C	3.0
JOHN DOE	123456789	SOCIAL STUDIES 102	SPRING 2024	D	3.0



TRANSCRIPT

STEP 1:


Click A+ Grades and More on any Everett Public Schools webpage.

STEP 2:

Click Home Access Center to access transcript, grades, schedule, and more.




Grades and More



TRANSCRIPT

STEP 3:

Click blue Info button and then log in using your student ID# and district password.



Here you can update information, students can register for classes, and both can view state testing results and assigned bus information.

[Click here to check out our Home Access Center information page.](#)

User Name

Password

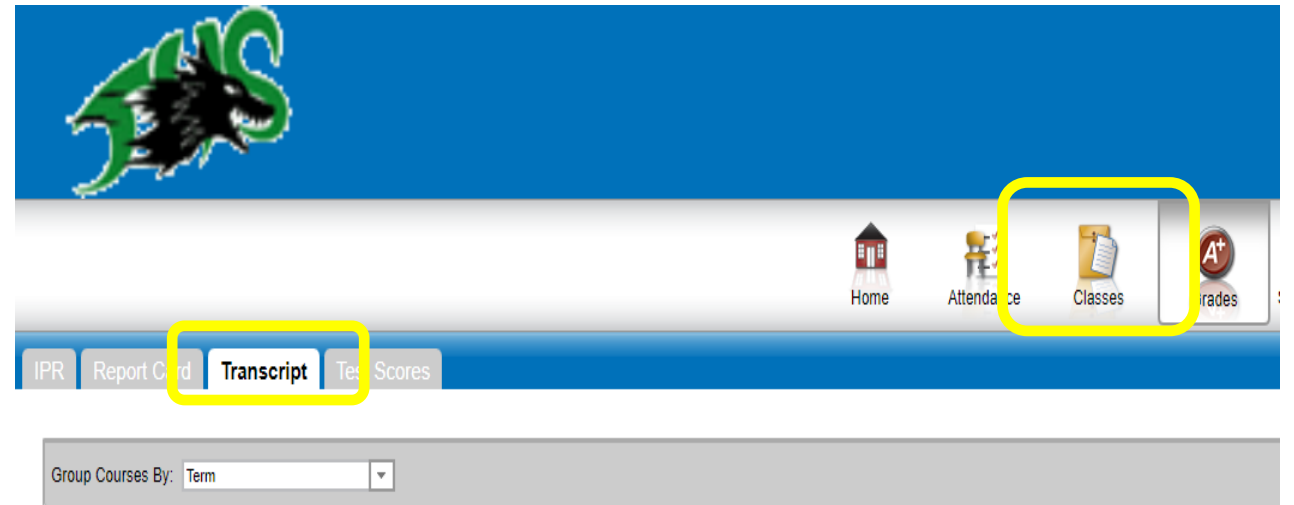
[Forgot My User Name or Password](#)

[Click Here to Register with Access Code](#)

Sign In

STEP 4:

Click the “Classes” icon and then the “Transcript” tab to view your latest transcript information.



TOOLS FOR SUCCESS!

1. Attend school every day.
2. Use a planner.
3. Set homework time every day (start small, maybe 5 minutes, and grow).
4. Make a weekly appointment to check grades and Canvas with parent/guardian.
5. Manage phone use/social media.



MORE TOOLS FOR SUCCESS!

6. Practice good sleep habits.
7. Get involved (PTSA, clubs, sports).
8. Give grace and practice patience (with yourself and your family).
9. Utilize available resources (PACK Time, teacher office hours, available tutoring).



OVERCOMING CHALLENGES

- Utilize resources available including:
 - Teacher office hours
 - PACK Time
 - Tutoring opportunities through NHS
 - Online academic supports
- [JHS website](#) and [Counseling webpage](#)
- Connect with your school counselor!





YOUR JHS COUNSELING TEAM AND SUPPORT STAFF!

SEE MORE ON OUR [COUNSELING WEBPAGE](#)



WHAT CAN YOUR SCHOOL COUNSELOR DO FOR YOU?

College/Career Guidance

- College information:
 - Admission requirements
 - Transcript review
 - Scholarship and financial aid
- Educational and career planning
- Classroom college/career units
- Career awareness and exploration
- Job search information
- Military, apprenticeship, technical, 2-year, 4-year college information

Academics

- Guidance and counseling services
- Review graduation requirements
- Class schedule and registration
- Options and procedures for making up classes and credits

Personal & Social Services

- Peer mediation
- Practice decision-making skills
- Crisis counseling and referral
- Intrapersonal and interpersonal development



NEXT HS & BEYOND LESSON:

NOVEMBER 14

HS & BEYOND PLAN, TASK #1

